

# **IMPACT ANALYSIS: Ajanta Pharma, Paithan**

---

Moderate Compliance Signal at a High US Revenue-Contributing Site

27<sup>th</sup> APRIL 2026

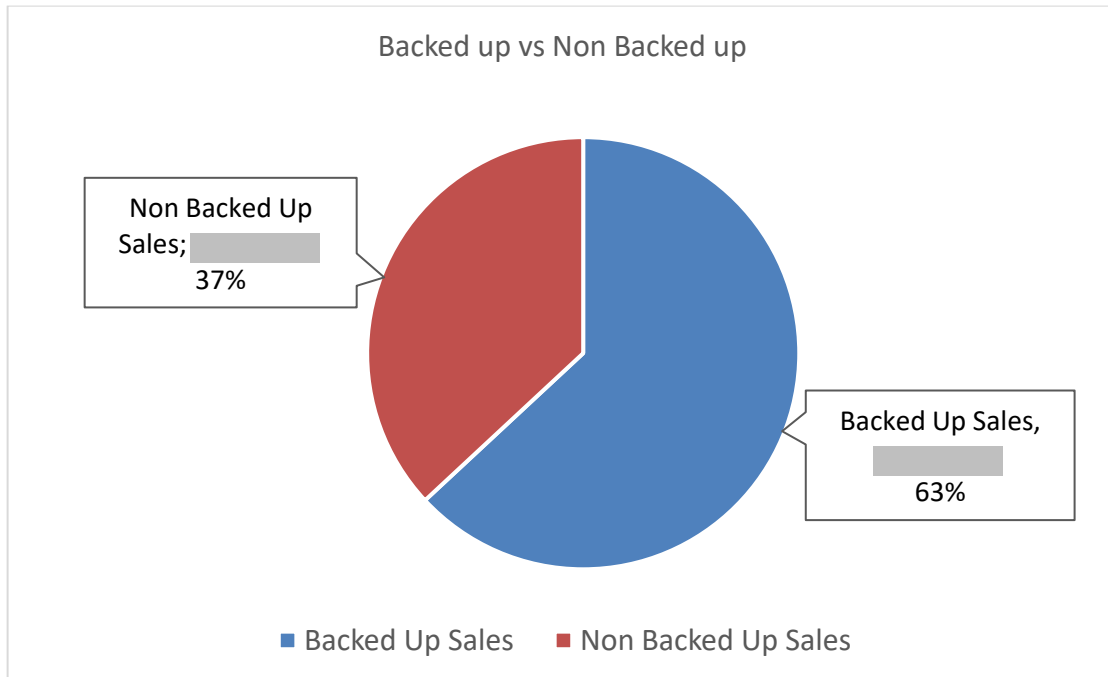




**TABLE 1: PRODUCT LIKELY EXPOSED TO SHORTAGES**

Sr. No.	App/No	Generic Name	Brand Name	Dosage; Form	ANDA Owner	Other Gx competi-tors	Other Facility for same ANDA	Complexity	Sales (IN USD MN)	% of Company's US Sales	Market Share
1	209686	CLONIDINE HCl	KAPVAY	TABLET ER; ORAL	AJANTA PHARMA	6	-	-	37.78	7.30%	64.29%
2	<div style="border: 1px solid gray; background-color: #e0e0e0; padding: 20px; width: 100%; height: 100%;"> <p>Premium Content</p> </div>										
3											
4											
5											
6											

**CHART 1: PRODUCT SALES**

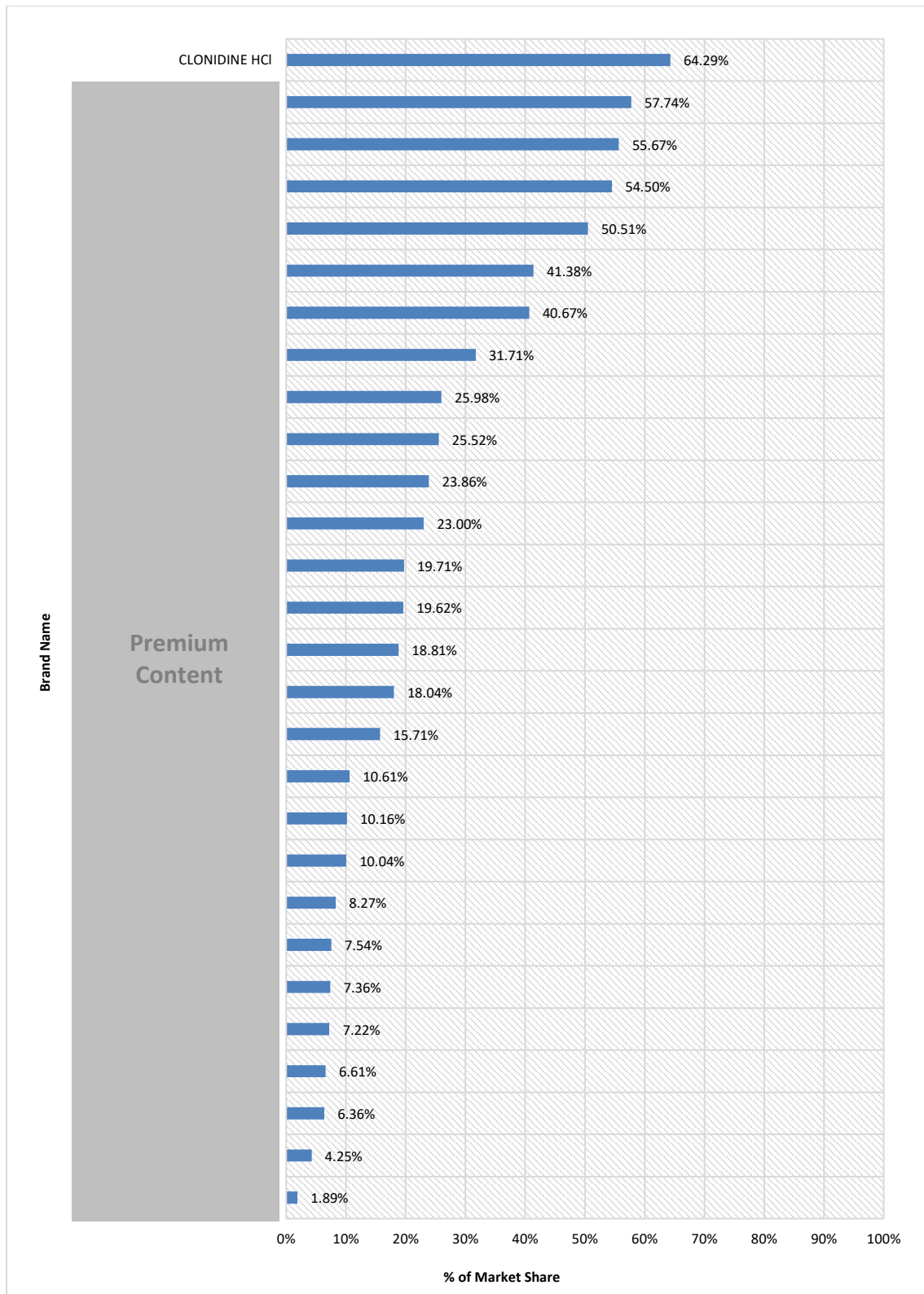


Source: - GenUS, Research Delta Advisors

\*Market share based on total revenue of therapeutically equivalent NDA and ANDAs

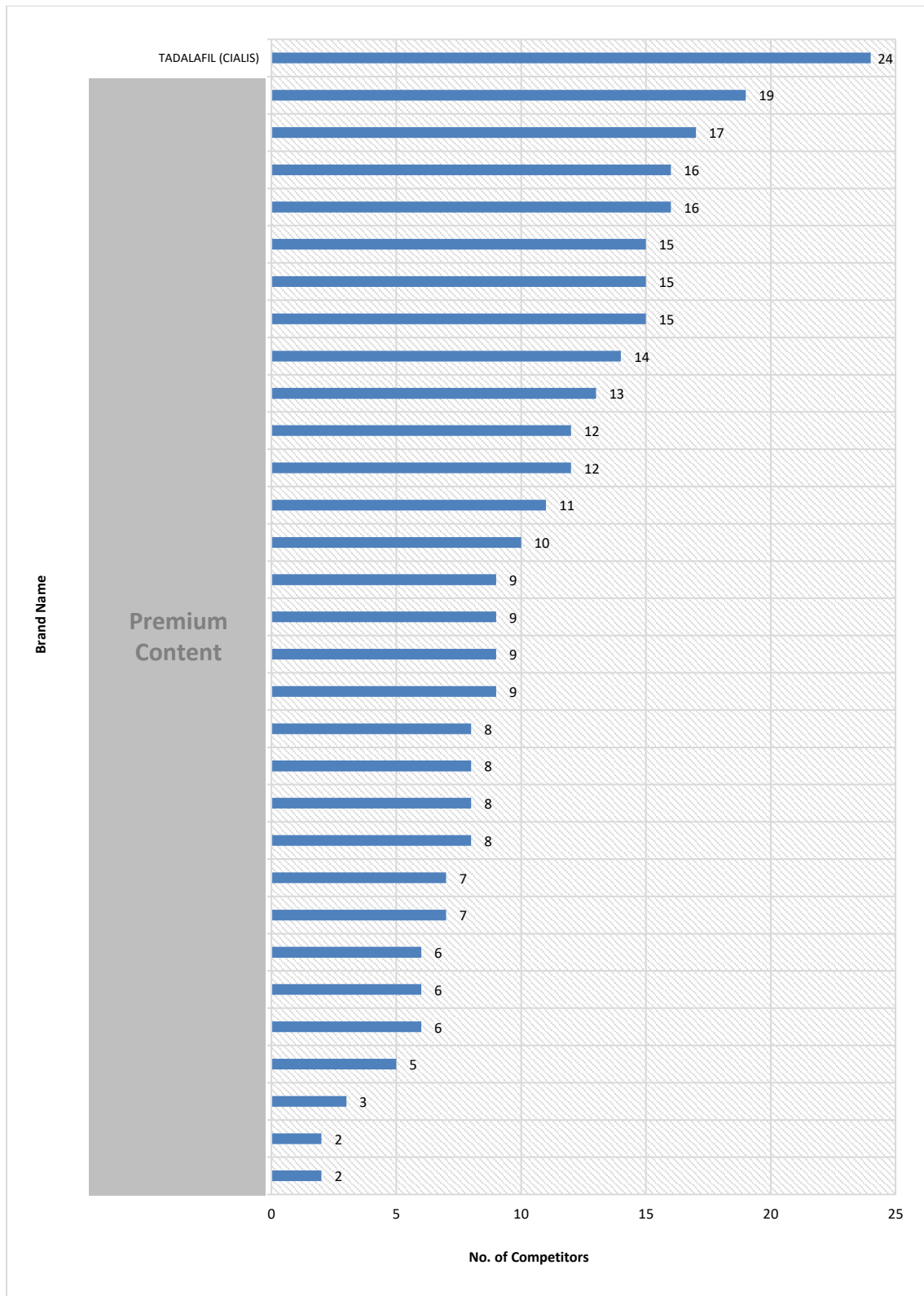
\*Sales (IN USD MN): Last Year Sales as per Medicaid Drug Rebate Program (Q4 FY2024, Q1-Q3 FY2025)

**CHART 2: AJANTA PHARMA PRODUCT WISE MARKET SHARE**



Note: Market share calculated based on 12 months sale ended in Q3-2025

**CHART 3: GENERIC COMPETITION**



No of competitors counted as of today

## *Detailed Analyses*



**TABLE 2: ALL PRODUCTS**

Sr. No.	ApplNo	Generic Name	Brand Name	Dosage; Form	ANDA Owner	Other Gx competitors	Other Facility for same ANDA	Complexity	Sales* (IN USD MN)	% of US Sales*	Market Share
1	208706	DULOXETINE HCl	CYMBALTA	CAPSULE DR PELLETS; ORAL	AJANTA PHARMA	15	Ajanta Pharma, SEZ II, Dahej	Targeted Oral	160.09	30.95%	54.50%
2	<p style="text-align: center; font-size: 2em; opacity: 0.5;">Premium Content</p>										
3											
4											
5											
6											
7											
8											
9											
10											
11											
12											
13											
14											
15											
16											
17											
18											
19											

